


HQG Block of the Month, June 2010

Ohio Star Variation

For the Ohio Star Variation you will need –
from one color of your choice cut two $5 \frac{3}{8}$ inch squares, two $4 \frac{7}{8}$ inch squares and one $4 \frac{1}{2}$ inch square.

from your background cut two $5 \frac{3}{8}$ inch squares and two $4 \frac{7}{8}$ inch squares.



Fabric Colours:



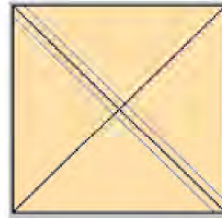
Dark = red
Light = off white
or cream

First make your corner blocks. Take the $4 \frac{7}{8}$ inch squares of color and background, place them right sides together. Carefully draw a line down the center, corner to corner, diagonally across the block. (This will be a cutting line when you are finished.) Now if you have a true $\frac{1}{4}$ inch foot on your machine, you can sew on either side of this drawn line. If not, you will have to draw a second line on either side, exactly $\frac{1}{4}$ inch from the first line. These will be your sewing lines. After you have sewn on your sewing lines, you will cut this square in half on your cutting line. You will now have two diagonal half squares measuring exactly $4 \frac{1}{2}$ inches. Repeat, and the four corner blocks are complete.


To make the quarter square units, place a color and background $5 \frac{3}{8}$ inch squares right sides together. Follow the same directions above for making the diagonal half squares. After you have sewn on your sewing line, $\frac{1}{4}$ inch on either side of your corner to corner to line, you will cut this square in half on your cutting line.

Now this is where it is a little different. You then will cut it **a second time** on the opposite diagonal. You will now have four diagonal quarter-squares, which should measure exactly $4 \frac{1}{2}$ inches.

Follow the diagrams below and the finished block above to complete your Ohio Star Variation.



make two



center row

Halton Quilters Guild has been given permission by Delaware Quilts to use this block for educational purposes only. This pattern can be used for personal use only, and can not be copied or redistributed. No copies may be made without the designer's permission. This includes the patterns as well as any graphics and/or instructions that are associated with the pattern.

Ohio Star Variation © Delaware Quilts August 2001

<http://delawarequilts.com/BOMs/OhioStarVariation/>

