



SNIPPETS

**Together Celebrating 30 years of
Quilting and Friendship!**

September 2009

Next Meeting: Thursday, September 10, 2009 Mainway Arena, Burlington

Doors open at 7:00 p.m. for 50/50, picking up cuddle quilt kits, dropping off your BOM and library.

Guests are welcome at all meetings, \$5 admission applies.

Meeting starts promptly at 7:30 p.m.

PRESIDENT'S MESSAGE

Wow! Summer is almost over...just where did it go? I'm sure many of you are just like me and had an ambitious list of items that you wanted to achieve. Well, my list is not yet complete and doesn't look like it will be any time soon. So much for good intentions!

One thing that definitely was achieved this summer was adding to the stash! I am very lucky to have not only a supportive hubby, but one who constantly is enabling me in the purchase of more fabric. This summer was our first one with a travel trailer and he came up with the idea to shop for fabric everywhere we visit and each buy a piece to make a quilt for the trailer. Let's just say much more was purchased than 'a piece each' during most visits! I had better get sewing in order to make some room...no wonder my list isn't getting completed....

I am looking forward to another exciting year. I can't wait for our meetings to resume so that I can see what everyone has been working on. I always find it difficult after meetings to go home and settle in to bed. I am so inspired by the quilts shown at the meeting that my brain always wants to go to my sewing room and work on a project. Until we meet again Happy Quilting everyone and see you soon!

Tasha

EXECUTIVE

Thank you to all of the members who helped make our last guild year a great one! Once again, the hard work paid off and our members enjoyed many social evenings, many new selections in our library, had a fantastic Quilt Show, helped with many outreach opportunities and had many interesting and funny guest speakers.

We are looking forward to an equally great year and would like to present The new Guild Executive for 2009 – 2010! Thanks to everyone for stepping up and agreeing to be part of the team that makes this guild function so well.

2009 / 2010 Guild Executive

President	Tasha Yhard	Social	Bev Greer Pamela Sniderman Joanne Cieplucha
Vice President	Lynne Westman		
Treasurer	Theresa Woolley	50/50	Lynne Wood Cathy Ashbourne
Secretary	Mary Jane Vallbacka	Webmaven	Jeanne Kerr
Membership	Lee Nicholson Helen Coles Jeanne Kerr Irene Puzinas	BOM	Tracey Salewski
Quilts of Valour	Alison McDonald	Photographer	Desiree Thyme
Outreach	Anita Blomberg, Ann Weeks Judy Jackson, Hermina Brooks	Telephone	Teresa Kemp Sandra Galea Pamela Sniderman
Quilts for Sarah	Mary Jane Vallbacka	Historians	Rosemary Makhan Trudy Nicholls Ruth Landon, Theresa Woolley Cathy Lamothe
Preemie Quilts	Sandy Stephen		
Charity Quilt	Sandra Galea, Corinne Liddycoat Teresa Kemp, Lynne Wood	Quilt Show 2010	Dwayne Wanner
New Member Ambassadors	Betty Porterfield AnnaMary Kilham	Distribution	Alison McDonald
Library	Yellie Bick Helpers: Margaret Broxholme, Yvonne Hogan, Tracy Salewski, Pat MacCleod	Program	Marilyn Martin
		Advertising	Cathy Lamothe
		Newsletter Editor	Karen St. Aubin

Please Note: The above table will NOT be included in every newsletter, as it has in the past. Please keep this page for future reference.

EXECUTIVE MEETINGS

The next two executive meetings will be held at the Nelson United Church. 2437 Dundas Street, Burlington (on Hwy 5, slightly west of Guelph Line). Both meetings will start at 7:00 p.m. and will occur on the following dates: August 27, 2009 September 17, 2009



WHAT TO BRING TO THE NEXT GUILD MEETING...

- ✓ Membership Card
- ✓ Name Tag
- ✓ Sweets from surnames A - B
- ✓ Block of the Month
- ✓ Money for 50/50
- ✓ Cuddle Quilts for Outreach
- ✓ Show and Tell
- ✓ Library books

ADVERTISING

All advertisements will also be included in the website version of our newsletter. The rates are as follows:

Business card	- \$15
Quarter page	- \$30
Half page	- \$40
Full page	- \$55

Classified ads for members are, as always, free.

For any questions, please contact **Cathy Lamothe** at (905) 639-0775, or cglamothe@cogeco.ca

VICE PRESIDENT'S MESSAGE

I'm looking forward to welcoming back our members both old and new at our September meeting. Here we are at mid August and with all the rainy weather we have had we should have had lots of time for sewing. I'm looking forward to all those quilting projects we all have completed so bring them out for Show and Tell in September.

Lynne Westman

MEMBERSHIP

In an effort to alleviate the congestion at the sign in table, the Membership Committee have implemented a new procedure. When you enter the meeting room, there will be tables on your left designated with letters of the alphabet (i.e. A-C; D-G; H-K, etc.). If your membership is paid, please go to the table with the letter that corresponds to your last name and tick off your name on the sheet that will be provided. Your new membership card will also be on this table for pick-up.

If you need to renew your membership, are bringing a guest or want to order a name tag, please proceed to the Membership table on your right, as in the past.

We are trying to simplify the procedure for everyone and ask for your patience and understanding while we iron out any wrinkles that may occur.

Membership Committee

SWEETS TABLE

Quilters with the last name beginning with A – B are asked to contribute to the sweets table.

To assist our members with food allergies, please label any treats that contain nuts or seafood.

PREEMIE QUILTS

A big *thank you* to all Guild members who continue to take home articles for the NICU at McMaster Childrens Hospital. A lot of kits went out in June and there will be more available in September, as we prepare for the Christmas Season.

Sandy Stephen

NEWSLETTER

Welcome to the first issue of Snippets for the 2009 – 2010 season! It is chuck full of committee messages and ads. I hope you enjoy it. If you would like to submit something for the October issue, I'd be happy to hear from you.

**The deadline for the October issue is
September 14, 2009.**

If you have any questions, please contact Karen St. Aubin at 905-304-4254 or rstaubin@cogeco.ca



BLOCK OF THE MONTH

Hello everyone. This is just a short little blurb to explain the new way of doing block of the month. In most respects it is the same program with one major change. There will NOT be a draw for blocks each month, but all block patterns will be drawn at the June meeting instead. All of the block patterns can be made throughout the year, once they have been in the newsletter, and all the draws will be done at the June meeting. For example, everyone can make the September block right up until the June meeting. Hopefully, this will lead to lots of blocks being made as everyone will have months to make them. The blocks will be submitted by a different person or group each month and there are no restrictions on size or pattern. There will be pizza boxes at each meeting to deposit the blocks, one for each month, once the pattern has been in the newsletter. There will be printed copies in each box for anyone who needs one. People submitting blocks need to attach their name and phone numbers to each block submitted in order to be part of the draw in June.

The people doing the blocks for each month are as follows:

Month	BOM Representative
September	Tracey Salewski
October	Cindy Stevens, Stitch 'N Time group
November	Bev Greer
December	Ruth Landon
January	Noreen Tinson
February	Rosemary Makhan
March	Nikki Watt
April	Rose Hamilton
May	Jeanne Kerr
June	Diane Thurner

Anyone participating can submit more than one block to each box. Two blocks = two drawn entries and so forth. All blocks must use 100% pre-washed cotton. No polyester please. Read the instructions carefully and pay particular attention to any requests for specific colours to be used. Any questions can be directed to Tracey Salewski at 905-873-9193 or jjicado@sypatico.ca.

QUILTS FOR SARAH'S FRIENDS

With help from the Guild members, a total of 58 rag or "cuddily" quilts have been delivered to the patients in the Children's Oncology unit at McMaster Children's Hospital since February. The response of the Guild to my request for help in this project has been fabulous and has inspired me to continue making up quilt kits so that more children can be the recipient of one. When I take them to the hospital, I add a little note on them to say that "this quilt was made by Grammie and her friends at the Halton Quilters Guild" so that the recipients and their parents know who has made and donated the quilt.

I have received many thank-yous from both patients and parents. They consistently express their joy at receiving the quilt, knowing that it was not only made with great caring but also conveys our best wishes for their recovery.

I want to thank all Guild members for their support in this project, especially Sandy Stephen who has so very generously given not only her time but continues to donate fabric for the kits.

MaryJane Vallbacka



PROGRAM

Welcome Back! We've got some exciting plans for the fall programs, starting with our guest speaker Kathy Dunigan in September speaking on "Blooms Where You're Planted!" Kathy is a transplanted southern belle from Louisiana, now residing in Oakville, who describes herself as "a Baltimore Applique" girl whose applique work blends "all things Baltimore" with the lush and rich fauna of the deep south. In February 2010, Kathy will be Guest Artist in Residence for Elly Sienkiewicz Applique Academy. We look forward to hearing Kathy!

Plans for a workshop in November with Kathy are in the works - details to follow.

Marilyn Martin

LIBRARY NEWS

I hope that you have all had a great summer and are now ready to try some of the new quilting ideas from the following NEW books.

24 Quilted Gems by Gai Perry (2003)

201 Quilting Block Motifs by Louise Bell (2008)

Altered Photo Artistry by Beth Wheeler & Lori Marquette (2007)

Art Quilts at Play by Jean Davila & Elin Waterston (2009)

Design Workshop by Ruth B. McDowell (2007)

Fabric Art Workshop by Susan Stein (2007)

Fearless Design by Lorraine Torrence & Jean B. Mills (2009)

Feathered Friends by Jette Noiregaard Nielsen (2008)

French Braid Obsession by Jane Hardy Miller (2009)

Fussy Cut Mariner's Compass by Ann S. Lainhart (2009)

Hearts and Tulips by Margaret Docherty (2009)

Miniatures in Minutes by Torrie Sandelin (2008)

More Photo Fun by Cyndy Lyle Rymer & Lynn Koolish (2005)

Photo Fun by Cyndy Lyle Rymer (2004)

Quilt-o-Grams by Cheryl Malkowski (2008)

Quilting in No Time by Emma Hardy (2009)

Quilting the Great Outdoors by Debbie Field (2007)

Storm at Sea Quilts by Wendy Mathson (2009)

The Quilters' Directory of Embellishments by Sally Holmar (2006)

Thread Painting Made Easy by Terry White (2008)

Tradition With a Twist by Blanche Young & Darlene Young Stone

Happy Quilting!

Yellie Bick hybick@sympatico.ca



CALLING ALL "BLOGGERS"

I would like to put your BLOG or Website on the Halton Quilter's Guild Website! This would go on the "Favourites Page". I am sure a lot of Guild Members will love this feature.

Please send me an email to let me know where your site is. Thank you.

Jeanne Kerr, jkerr@quickclic.net

Would you like to participate in a day trip to...?

Wellington County Museum & Archives
Fergus, Ontario

To see their upcoming exhibit
"Over Here: Women, Work & WWII"
by **Johnnene Maddison?**

A group is being organized for the Exhibit reception

Sunday, September 13, 2009
2 - 4 pm

See advertisement on page 9 of this newsletter.

Bus will leave Burlington (place to be advised) around 11:30 am and return home by 7 pm
(bring your lunch)

We may arrange another stop on the way home depending on time.

Cost approximately \$30 pp **or could be less** depending on number of participants and size of transportation needed. The cost of fancy motor coach buses is very high. Three times the cost of a school bus. With that said we will be travelling in a large or small school bus, depending on the number of participants and making a pit stop ½ way to our destination. This type of bus was chosen to keep costs low with the hope we can get **more** people involved.

If you are interested please contact Judy Lyons at 905 639 2441, or email judy.lyons@sympatico.ca

WE HAVE A WINNER!

Rosemary Makhan's "Nature's Garden Nine Block" quilt won a First Place ribbon at the Vermont Quilt Show and, as you know, the First Place Viewer's Choice award at our own HQG Show. There is a picture of this quilt on her web site, www.quiltsbyrosemary.com and on her Facebook page.

Congratulations Rosemary!

Sew What Else?
Longarm Quilting Services
Alison L. McDonald
905-385-2014
alison.mc.donald@sympatico.ca
by appointment only





252 Dundas St. East, Waterdown
905-689-3434

Pfaff Sewing Machine Dealers and Service
Premium quilting cotton
Notions, Books, Patterns, Classes

Quilters Dream presents:

World Renowned Quilter, Designer, Teacher

Renske Helmuth

Winner of: Ontario Juried Show 2003, National Juried Show 2001
Honourable mention, International Show, Houston

**Two
1 day
Workshops:**

Sashiko
Saturday, November 14
9:30 to 3:30

Wired Ribbon Appliqué Pansies
Saturday, March 27
9:30 to 3:30

Sign up early.

**Spaces are
limited, don't
delay!**

**We are doing it again!!! Quilters Dream is planning another
Quilting Cruise for winter 2010. Call the store for more details.**

Isn't it time for your quilt tops to...

Come out of the closet?

Let me help you complete and enhance
your beautiful unfinished projects for
you and your family to enjoy for
generations to come.

LW Quilting
Lovingly Worked
Custom Machine Quilting
by Lynne Wood

(905) 332- 6824
email: woodji@cogeco.ca
2214 Melissa Crescent
Burlington, ON L7P 4J7
www.lwquilting.com

**CALL FOR ENTRY
Oshawa Fibre Art Show**

An exhibition and opportunity for sale of
original Fibre Arts at the Centennial
Retirement Residence, Oshawa, ON.

Boutique, reception, advertising in regional
newspapers, silent auction to benefit
Toronto Osteoporosis Society.

Open to all fibre artists in Ontario.

Show dates: Nov. 14th – 22nd, 2009.

Deadline for entry, Oct. 1st, 2009.

Website: www.bluemoonfabricarts.com
Click on show name in middle of home page
to access all information and entry form.



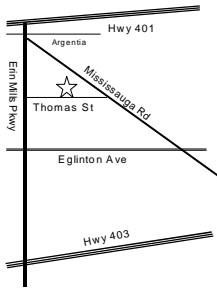


Fabrics to delight your senses and your wallet!

Canada's largest Accuquilt "GO" Fabric Cutter Retailer – **Dies & Cutters in stock** – Dies at Par

Shop securely online or Call Cynthia for a shopping appointment in Tillsonburg (519) 842-6933

www.cherishedpieces.com



Ruti's Needlebed
Mississauga's
Knitting and Quilting Store

We have thousands of 100% cotton fabrics, a huge selection of quality yarn, sewing machines, patterns, books, clubs

10 Thomas Street
Mississauga, Ont. L5M 1Y5
Tel: (905) 821-9370
Email: ruti@interlog.com
<http://www.ruti.ca>

Open: Mon-Fri 10:00-5:30
Wed 10:00-7:00
Sat 10:00-5:00

**NEW FABRICS, NEW PATTERNS,
NEW FRIENDS.**

FABRICS, QUILTING SUPPLIES, CLASSES AND MORE.

the Quilter's Palette

MON-SAT 10 - 5:30 • THURSDAY 10 - 7 • SUNDAY NOON-4
FREE PARKING BEHIND THE STORE.

4947 DUNDAS STREET WEST (BETWEEN ISLINGTON AND KIPLING)
ETOBICOKE • 416-916-0398 • WWW.QUILTERSpalette.ca



MACHINE QUILTING
www.quiltvisions.ca

4400 Peter Drive
Burlington, ON
905-632-4763

Hermina Brooks



Sewing the seeds of inspiration

77 Bronte Rd, Oakville, ON L6L 3B7 905-827-6488



Perfect Pear Quilts

Custom longarm machine quilting

Shelley DeHay-Turner

1367 Saddler Circle
Oakville, Ontario
L6M 2X6

905.847.7885
By appointment



Judy Lyons

AQS Certified,
Canadian Quilt Appraiser
Lecturer

(Antique, Vintage, Contemporary Quilts)

By appointment

905-639-2441 email: judy.lyons@sympatico.ca



"Over Here: Women, Work & WWII"

Wellington County Museum & Archives, Fergus, Ontario

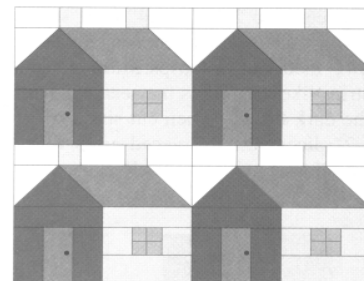
Exhibition: September 12, 2009 – November 8, 2009

Opening Reception: Sunday, September 13, 2009

Inspired by the experiences of women who lived during the Second World War, the travelling exhibit 'Over Here: Women, Work & WWII' showcases a series of wall hangings exploring how women were portrayed during the war years. Created by renowned fibre artist Johnnene Maddison, many of the pieces depict the icon of an angel while others include fabric collages and photo and tea towel embroideries. Each incorporates hand-dyed fabric, hand and machine embroidery, beading and photo transfers. The exhibit has travelled widely across Ontario and has drawn international attention since its showing at the Canadian War Museum in Ottawa.

Please join us at the opening reception on Sunday, September 13th from 2 to 4 pm at the Wellington County Museum & Archives. between Fergus and Elora.

PettyQuilt Junction



Machine Quilting & Custom Quilt Design
Robin Petty
 4008 Spruce Avenue
 Burlington, ON L7L 1J8
 robinquilts@cogeco.ca
 905-634-8722

Quilting Machine Specials

Knitals.ca 1564 Main St. W. Hamilton

905 527 6794

michele@knitals.ca



\$1,195
 Reg. \$1,799

- Quilter's Choice has all of the quilting and sewing features you'll need to create the quilts you've dreamed about.
- 189 Built-in stitches, 10 buttonholes, 3 alphabets & more.
- Automatic needle threader, programmable needle up/down
- Hands-free presser foot lifter with drop feed & free arm
- Quick-Set top-loading bobbin and quick-set bobbin winder
- Customize and save stitches and variable needle position
- 14 Snap-on accessory feet including 1/4 foot, Free Motion foot & Walking foot
- Automatic thread cutter and start/stop feature

- Specialty feet for the quilter - such as the new walking foot, patchwork foot, 1/4 Inch foot, open toe embroidery and darning foot, open toe satin stitch foot, quilt guide, straight stitch needle plate.
- 126 stitches including 7 buttonholes, plus 2 alphabets
- Automatic and programmable thread cutter, Start/Stop key
- Long arm offers large sewing surface - 22.5cm
- Stitches of special interest for quilters, including quilt stitches,
- Built-in needle threader and independent bobbin winding



\$1,295
 Reg. \$1,699



\$1,395
 Reg. \$1,999

- PDQ™ (Precision Dual Feed Quilting)
- 363 Built-in Stitches with 1000spm
- 85 Utility with 11 one-step buttonhole styles
- 156 Built-in alphabet characters in 2 styles
- 81 Needle positions in increments of 0.1mm
- Ergonomic Hands-Free Presser Foot Lift with Extra High Settings
- 14 accessory feet, including specialty quilting feet.
- 8-5/8" Workspace to the right of the needle
- Needle plate with scale in inches and centimeters
- Quilting extension table (23-5/8" x 19-7/8")
- Programmable needle up/down & needle threader

baby lock Quilter's Choice

elna 7200 Quilting Pro

The Quest **baby lock**



Block of the Month September 2009 – Nested Squares

Contact: Tracey Salewski - 905-873-9193 jicado.@sympatico.ca

Created and printed with permission by: Linda Kittmer

Pattern is for personal use only, not for commercial sale.

Material Required:

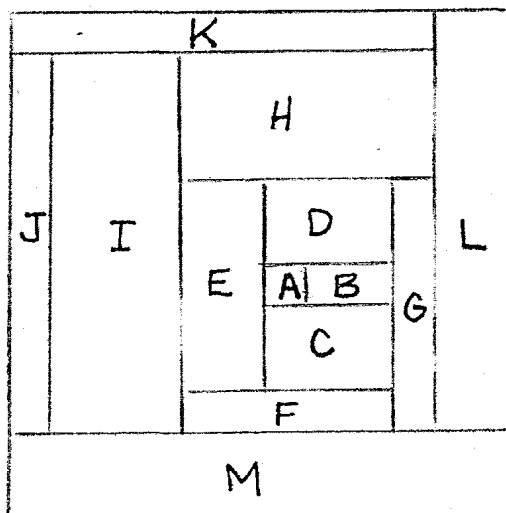
- An assortment of black and white prints, some with black on white and others with white on black.
- Bright solid or tone on tone bright that reads as a solid (red, green, yellow, blue, purple, pink, orange, turquoise) *Note: you will only need a 1 ½" X 1 ½" square of one of these brightly coloured fabrics.*

Please read all instructions before beginning your block, including the general instructions handout for the BOM season.

Cutting Instructions:

Remember that you are only cutting one of each lettered piece and that you are cutting each piece, A through M. The letters in the left column of the chart represent the pieces to be cut and pieced to make each block. Note that pieces B, C, D & E are all cut from the same fabric; pieces F, G, H & I are cut from the same fabric; and pieces J, K, L, & M are cut from the same fabric so that the block has a bright solid colour framed by alternating squares of black on white and white on black prints as per the diagrams.

Cutting Chart	
A	1½ X1½ bright solid or tone on tone
B	1½ X2½ White on Black, fabric one
C	2½ X3½ White on Black, fabric one
D	2½ X3½ White on Black, fabric one
E	2½ X5½ White on Black, fabric one
F	1½ X5½ Black on White, fabric two
G	1½ X6½ Black on White, fabric two
H	3½ X6½ Black on White, fabric two
I	3½ X9½ Black on White, fabric two
J	1½ X9½ White on Black, fabric three
K	1½ X10½ White on Black, fabric three
L	2½ X10½ White on Black, fabric three
M	2½ X12½ White on Black, fabric three



Piecing Instructions:

It is really important to use a scant ¼" seam and square block as instructed so that the blocks are all consistent in size!

Referring to diagram, sew piece B to piece A using a scant ¼ " seam.

Continue adding pieces C, D and E in alphabetical order. **Square block to 5 ½ " X 5 ½ ".**

Again referring to diagram for placement and orientation, add pieces F, G, H and I.

Square block to 9 ½ " X 9 ½ ".


Finally, add pieces J, K, L and M.

Square block to 12 ½ " X 12 ½ ".



Block of the Month October 2009 – Tippecanoe

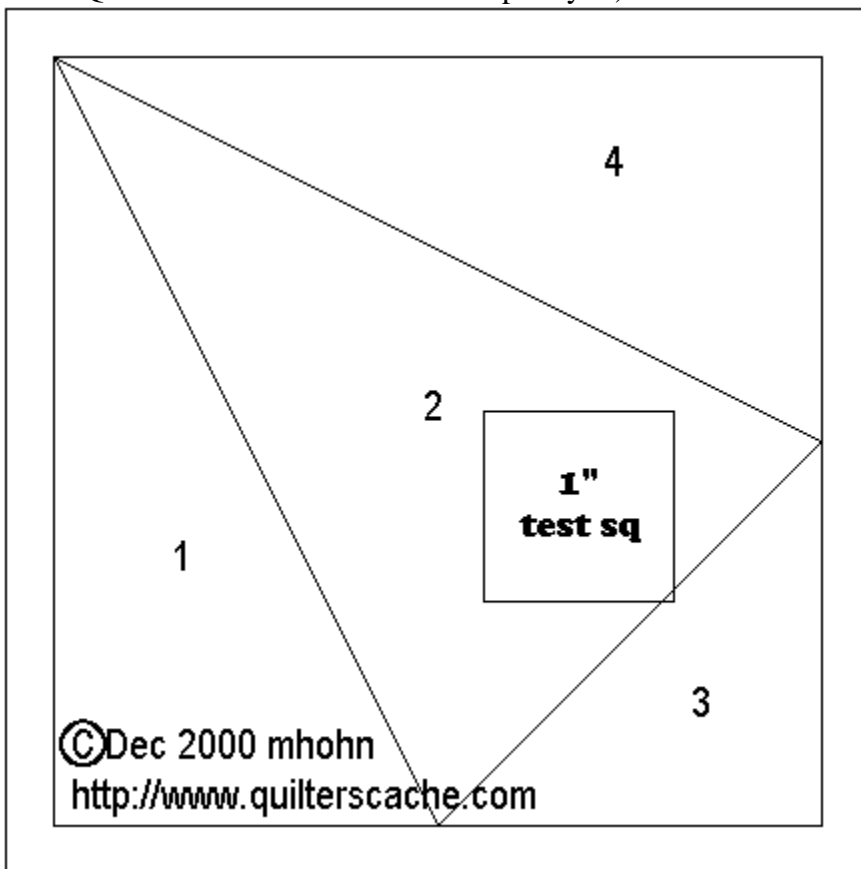
This makes an 8" block, and is paper pieced! Courtesy of Quilters Cache - www.quilterscache.com. Please use one light and one dark Batik. A Fat Quarter of each fabric should be plenty :o)



You will need to print out four copies of each of the template per block you want to make. These should print out as 4" squares, with 1/4" seam allowances added. I suggest that you leave the paper on the units until the whole block is pieced, for stability. :o)

After you have the units done, sew them together as shown above, first into rows, and then sew the rows together to make the block. Now remove the paper!

A Fat Quarter of each fabric should be plenty :o)



HALTON QUILTERS GUILD MEMBERSHIP RENEWAL FORM 2009 - 2010

Name _____ New Member _____ Renewal _____
Address: _____ City: _____ Postal Code _____
Telephone: () _____ E-mail _____
Annual fee \$30.00 Newsletter Only fee \$15.00 Cash _____ Cheque# _____ Receipt _____
Would you like to receive your newsletter via email? YES _____ NO _____

Please make cheque payable to **HALTON QUILTERS GUILD**, mail to HQG, P.O. Box 171, Oakville, Ont. L6J 4Z5, OR bring to the next guild meeting and hand in to the Membership table.

HOW WOULD YOU LIKE TO HELP YOUR GUILD?

In order to plan and organize a great year for our membership, we rely on member participation and ask that you take a few minutes to complete the following:

I wish to be a part of / help out this committee:

Quilt Show Committee _____ Outreach _____ Social _____ White Glove Ladies _____
Program/Workshops _____ Library _____ Newsletter _____ Membership _____
Telephone Committee _____ Special Events (Pot Luck, Demo Night, Silent Auction) _____

GENERAL QUESTIONS

Please take the time to answer the following questions. Your comments are helpful to us in making plans for our guild's future.

1. Are you interested in taking a Guild sponsored workshop? Yes _____ No _____
2. What level of quilter do you consider yourself? Beginner _____ Intermediate _____ Advanced _____
3. In what time periods are you generally available: Weekday: am. _____ pm _____ Sat _____ Sun _____
4. Please list any workshop topics that interest you.

5. Are there any special techniques/classes that you could teach or demonstrate?

6. Please list any program ideas and/or speakers' names that interest you.

7. Will your stitch and chat group participate in Halton Highlights? YES _____ NO _____
8. Are you willing to billet an out of town speaker? YES _____ NO _____

