



# SNIPPETS

**Together Celebrating 30 years of  
Quilting and Friendship!**

*November 2009*

---

**Next Meeting:** Thursday, November 5, 2009 Mainway Arena, Burlington

Doors open at 7:00 p.m. for 50/50, picking up cuddle quilt kits, dropping off your BOM and library.

Guests are welcome at all meetings, \$5 admission applies.

**Meeting starts promptly at 7:30 p.m.**

## **PRESIDENT'S MESSAGE**

Time is really flying...I can't believe that October is almost over already! I still can't bring myself to count the number of quilting days until Christmas gifts need to be in the mail. There are still a few from last year that have not yet been completed. My goal is to not have to do the last minute replacement shopping like I did last year.

I know you will not be reading this until after it is over, but I am looking forward to this weekend when I will be attending the CreativFestival with Hubby. The last few years he has made a point to attend with me - my personal pack mule. Now, if it is anything like last year I am anticipating that his purchases are about the same as mine. But this year I am putting my foot down when it comes to applique kits! I still haven't finished any of the ones he picked out last year.

Well, I must be off! Time to get back to the sewing machine and attempt to finish some of those gifts. If I'm lucky maybe I'll have something for our next Show and Tell. Until next time....Happy Quilting!

Tasha

## WHAT TO BRING TO THE NEXT GUILD MEETING...

- ✓ Membership Card
- ✓ Name Tag
- ✓ Sweets from surnames G - H
- ✓ Block of the Month, Sept. – Nov.
- ✓ Money for 50/50
- ✓ Cuddle Quilts for Outreach
- ✓ Show and Tell
- ✓ Library books
- ✓ Coffee Mug

## SWEETS TABLE

Quilters with the last name beginning with G – H are asked to contribute to the sweets table.

**To assist our members with food allergies, please label any treats that contain nuts or seafood.**

## EXECUTIVE MEETING

The next executive meeting will be held on November 12, 2009 at 7:00 pm. at the Nelson United Church, 2437 Dundas Street, Burlington (on Hwy 5, slightly west of Guelph Line).

## NEWSLETTER

I'd like to thank everyone for keeping with the newsletter deadline. It really helps me get the newsletter completed in a timely fashion.

I'd also like to remind you that there will not be a newsletter for January, 2010. The next newsletter will be issued in December and then in February. Please keep this in mind when submitting your articles.

If you would like to submit something for December's Snippets,  
**the deadline is November 16, 2009.**

If you have any questions, please contact Karen St. Aubin at 905-304-4254 or [rstaubin@cogeco.ca](mailto:rstaubin@cogeco.ca)

## ADVERTISING

All advertisements will also be included in the website version of our newsletter. The rates are as follows:

Business card	- \$15
Quarter page	- \$30
Half page	- \$40
Full page	- \$55

Classified ads for members are, as always, free. For any questions, please contact **Cathy Lamothe** at (905) 639-0775, or [cglamothe@cogeco.ca](mailto:cglamothe@cogeco.ca)

## PROGRAM

November is Demo Night! Many thanks to our guild members Bev Greer, Doreen King, Alison McDonald, Marilyn Smith and Irene Puzinas who will be showing us how to make a variety of small projects. Patterns will be provided so you can go home and get a head start on making Christmas gifts for family, friends, teachers, etc. Thanks to each of these ladies for sharing their ideas and expertise with us!

Please keep the Silent Auction at the December meeting in mind as well--we're hoping to have lots of items for sale--perhaps you'll want to make some of the items demonstrated at the meeting for your donation!

Marilyn.

## GUILD HISTORY

Rosemary Makhani has started a small group to compile information on the Guild's history. We would like to have on file, a copy of every newsletter published. At this point we only have newsletters from 2007, 2008, 2009.

Do you have newsletters from our past?? We will gladly take them off your hands. If you want to keep them, we will make copies.

I will have a table set up at the November Guild meeting for you to drop them off. If they are too heavy to bring with you, please contact **Cathy Lamothe** at (905) 639-0775, [cglamothe@cogeco.ca](mailto:cglamothe@cogeco.ca)



## **OUTREACH**

I would like to thank those who brought back the finished quilts. It is helping us to reach our goal for Christmas. We still have 14 kits ready to be picked up. If anyone can help us out, it would be greatly appreciated by myself and those in need. We will be presenting the Salvation Army with 20 quilts at the November meeting. Ladies, I can't say enough on how beautiful the quilts are. I hope one day I will be able to do the remarkable work and have the talent you all have. All of you inspire me greatly, you should be very proud of your talent! I look forward to seeing everyone next month.

Many thanks, Anita

## **LIBRARY NEWS**

Since we have many new members, here is a reminder for library use.

- Before the meeting, please place your library books in the hands of one of our library volunteers. That way you will not be held responsible for a book that may disappear into someone else's hands.
- Members may borrow up to 3 items each month. A member may only borrow one new item (indicated on the sticker on the cover as new in 2008 or 2009) and may not renew that item the following month. This ensures more members access to our limited new books.
- A charge of \$1.00 per book, per month will be charged for overdue items. After the fifth month the borrower will be billed for the replacement cost of the book.

We would like to thank the following people for donations of books to our library:

Kathy Dunigan -- *A Perfect Union of Patchwork & Applique* by Darlene C. Christopherson (2003)

Tracy Saloweski -- *It's a Wrap* by Susan Brier (2006)

Laureen McGill -- *Planting Seeds of Hop, Textile Art from the Heart* by North Island Quilters for Community Awareness (B. C.) (2008)

Some older books have also been donated and they will be available in the Book Silent Auction in January (I don't know who the donors are but we are grateful to them that we will be able to use the money raised in this venture to purchase more new books in the future. Thanks to all concerned.)

Other new books for you to enjoy:

Learn to Machine Quilt by Sharon Chambers (2005)

New Noel by Linda Lum DeBono

Quick and Easy Machine Quilts by Gloria Nicol (2004)

Scrap Basket Surprises by Kim Brackett (2009)

Art Quilt Workbook by Jane Davila & Elin Waterston (2007)

If you have a particular book or author that you would like to see in the library, please send me an email and we will see what we can do.

Happy Quilting, Yellie Bick

## **CALLING ALL "BLOGGERS"**

I would like to put your BLOG or Website on the Halton Quilter's Guild Website! This would go on the "Favourites Page". I am sure a lot of Guild Members will love this feature. Please send me an email to let me know where your site is. Thank you.

Jeanne Kerr, [jkerr@quickclic.net](mailto:jkerr@quickclic.net)



## **DECEMBER 2009 SILENT AUCTION**

For the December meeting, we will have a potluck dinner and a silent auction. Members are asked to bring items such as crafts, Christmas décor items, new quilt patterns, etc for the auction. You are also encouraged to sew, quilt, or craft something (Christmas themed or otherwise). Use your imagination! We have had some wonderful donations in the past. Please bring your item early enough to allow time to display it. (Please save your books, magazines and 'other' items for the January library silent auction.) Auction will close after the potluck dinner. Please bring cash or cheque so you can indulge. It's a great time to get some Christmas shopping done, pick up an extra hostess gift or gift exchange item and help support our guild activities at the same time. Any questions please contact me.

Theresa Woolley 905-690-9657

## **GUILD PROPERTY**

The current executive thought it would be a good idea to have a Master list of HQG property and equipment. This will include the various records as well. If you are storing something for the guild and have not already let us know, please email Theresa Woolley at [tdwoolley@sympatico.ca](mailto:tdwoolley@sympatico.ca) or call at 905-690-9657. We would like to make sure that all items are included and therefore can be found and used. If you no longer want to store whatever you have, we will try to look after that as well. Thank you.

Theresa.

## **REAL MEN QUILT**

If you have a husband, boyfriend, son, son-in-law who has expressed an interest to try their hand at the manly art of fabric construction (quilting) tell them about this project.

We will hold a series of workshops for men who want to learn how to quilt or improve their skills. This will start as a basic quilting class (no bunnies or butterflies). No real experience required. Make sure they have the basics such as cutting boards etc. Starting fabrics can be old blue jeans and flannel shirts or nice batiks from your stash. You might help them start by picking fabrics that go together. We need between 5 and 7 participants to make it worthwhile.

Workshop fee will be the cost of rental of a studio or quilt shop classroom plus lunch. Estimated at less than \$40 per person. There will be no instructor fee and no one will sell them anything while they are there. Unless of course they want a better sewing machine than the one you give them to bring along. The classroom will be in the Burlington, Waterdown area.

Please advise soon as we would like to accommodate everyone's schedule. Classes will be either evenings during the week or Sunday. Real men got stuff to do on Saturday. Please let me know asap by sending name, e mail, phone number to address below or call me. Specify if you would prefer Sunday or specific week nights. We will design sessions and times around the participants as much as possible. Although this is a project of the Halton Quilters' Guild, like the guild itself, it is open to everyone who wants to participate.

Dwayne Wanner,  
905-520-8928, [dwanner@sympatico.ca](mailto:dwanner@sympatico.ca)



## 2009 QUILT SHOW WRAP UP

Our 2009 Quilt Show "Quilts in the Gardens" Financial report is shown below. Over the weekend of the quilt show, there were approximately 2,400 paid admissions, many vendors participated, workshops were held and over 240 quilts displayed. There were 2 organized bus loads of guests as well. The Friday night opening gala was enjoyed by the 200+ attendees. The show generated a surplus of \$ 5,347.50. Thanks again to the committee and everyone who helped make it a success.

If there are any questions regarding the financial report, please contact Theresa Woolley.

### **HQG Quilt Show 2009 Financial Results**

Bank, opening balance		\$	6,160.34
<u>Revenue</u>			
Grant monies received from Ontario Cultural Attractions Fund(Note 1)		\$	14,000.00
Sponsorships - business/individual		\$	1,995.00
Admissions	\$	13,586.10	
Vendors	\$	6,000.00	
Tombola	\$	924.00	
Workshop Registrations	\$	4,215.00	
Subtotal earned revenue from event	<b>\$</b>	<b>24,725.10</b>	\$ 24,725.10
Bank Interest		\$	1.49
Total			<b>\$ 40,721.59</b>
<u>Expenses</u>			
Repayment of grant monies (15% of earned revenue from event) (Note 1)		\$	3,708.77
Publicity- posters & programs printed, gala program, postage	\$	2,986.35	
Workshops- teachers, travel, other	\$	3,242.44	
Website & videographer costs	\$	3,598.93	
Advertising Materials/postcards	\$	779.63	
Advertising in publications	\$	8,064.10	
Supplies re hanging quilts, ribbons, prizes	\$	1,041.75	
Gala - tickets, food, dancers, MC, videographer	\$	1,824.61	
Supplies/signs /mailing door prizes to winners	\$	498.76	
Vendor costs including security for vendor goods	\$	570.00	
Facility Rental	\$	6,175.00	
Rental of racks etc	\$	2,883.75	
Subtotal expenses	\$	31,665.32	\$ 31,665.32
Total expenses including repayment of grant monies above			\$ 35,374.09
Surplus, this show			<b>\$ 5,347.50</b>
Ending Bank balance, after quilt show.			<b>\$ 11,507.84</b>
2009 Subsequent DVD sales( = net of \$80.20 :sales \$219.50 less \$139.30 cost)		\$	80.20
Ending bank balance			<b>\$ 11,588.04</b>

Note:

The grant monies received of \$14,000 were to be used for publicity and advertising. The agreement stipulated that 15% of earned revenue from the event was to be repaid.



## **IRON QUILTER COMPETITION**

Recently the Ithaca, New York guild organized an international Iron Quilter competition. I was invited to attend. It became an interesting story came out of it. Visit our website, [http://www.haltonquiltersguild.com/iron\\_quilter\\_story.pdf](http://www.haltonquiltersguild.com/iron_quilter_story.pdf) for the details.

Dwayne Wanner

## **CALLING ALL QUILTERS**

Donna Marrin from the Markam area is working on a book on quilting/quilter related items. She is looking for participants to answer some interview questions. If you are interested please contact her directly via email at [katnip400@hotmail.com](mailto:katnip400@hotmail.com). You don't have to answer all of the questions in the list she provides but some of the questions include:

- How did you get started quilting?
- Tell me about the most fun you've ever had during a quilting event/outing.
- Heard any good quilting jokes?
- Have you heard any funny stash stories?

## **UPCOMING HQG WORKSHOPS**

### ***Applique Workshop with Kathy Dunigan***

Saturday, November 14, 2009

9:00 a.m. – 4:00 p.m.

Burlington Seniors' Centre

Cost: \$30 for a day of Quilting and Friendship

The chosen block is Wreath of Leaves

Supply list now available upon receipt of class fee.

Kit available for purchase from Kathy Dunigan at a cost of approx. \$25

### **Elaine Quehl Workshop**

Program is very pleased to present Elaine Quehl as our April guest speaker. We would love to have Elaine do a workshop for us on the following Saturday, which is Easter weekend. Once you see her work, I know there will be a lot of interest. Elaine is doing three workshops at the Greenwood Quiltery in Guelph and the classes are completely sold out. I would invite you to go on her website, [www.equarelle.ca](http://www.equarelle.ca), and view her fabulous work. Program would like to know if there is enough interest to book Elaine for our own Guild workshop. Kindly contact Sandra Galea for more information. Thank you.

## **YORK HERITAGE GUILD WORKSHOPS**

York Heritage Quilters Guild has an open registration for the following classes, taught by Carol Seeley ([cseeley@oberon.ark.com](mailto:cseeley@oberon.ark.com)):

**Explorations of Felting I** on Sunday November 15, 2009. No previous experience necessary. Suitable for all levels. Fee: \$55.00 (class fee) + \$25.00 (kit fee) = \$80.00 (total price including kit fee)

**Secondary Designs** on Tuesday November 17 and Wednesday November 18, 2009 (2 day class). Fee \$110.00. Suitable for all levels.

If you are interested in these classes, please contact their workshop co-ordinator Jeannie Jenkins at 416-229-9694 or by email at [info@yhqg.org](mailto:info@yhqg.org).



# SEWING MACHINES ETCETERA

Husqvarna

VIKING

## Wrap Up Your Christmas Sewing

Projects, Specials and Wishlists

Find Them All at Your Favourite Sewing Store  
905-639-5525 | 3-4155 Fairview St, Burlington



### Christmas Wallhanging \$35

Decorate your home for Christmas! Textured embroideries decorate simple blocks in this adorable wallhanging. 15% off multi-format designs with class.

**Thurs Nov 12 & 19 6-9 pm**

### Christmas Club

Join us throughout November and December to whip up a series of quick gifts. Your family and friends will think you sewed forever! Dates & Times Vary.

Visit [sewetc.com](http://sewetc.com) for details

### Make Someone Smile Sale On NOW!

Visit us to give the gift of sewing and creativity. Machines from \$199 include free classes. Learn to Sew classes for children and adults also available. See our flyer online at [www.SewEtc.com](http://www.SewEtc.com)



### Register Your Wishlist Now

They know you sew, but do they know what you need? Register your wishlist with us to make it easy. Gift certificates also available

[www.SewEtc.com](http://www.SewEtc.com)

Where Your Sewing Success Matters Most. Since 1992





252 Dundas St. East, Waterdown  
905-689-3434

**Pfaff Sewing Machine Dealers and Service**  
**Premium quilting cotton**  
**Notions, Books, Patterns, Classes**

**Quilters Dream presents:**

World Renowned Quilter, Designer, Teacher

**Renske Helmuth**

Winner of: Ontario Juried Show 2003, National Juried Show 2001  
Honourable mention, International Show, Houston

**Two  
1 day  
Workshops:**

**Sashiko**  
Saturday, November 14  
9:30 to 3:30

**Wired Ribbon Appliqué Pansies**  
Saturday, March 27  
9:30 to 3:30

**Sign up early.**

**Spaces are  
limited, don't  
delay!**

**We are doing it again!!! Quilters Dream is planning another  
Quilting Cruise for winter 2010. Call the store for more details.**

Isn't it time for your quilt tops to...

**Come out of the closet?**

Let me help you complete and enhance  
your beautiful unfinished projects for  
you and your family to enjoy for  
generations to come.

*LW Quilting*  
*Lovingly Worked*  
*Custom Machine Quilting*  
*by Lynne Wood*

**(905) 332- 6824**  
**email: [woodji@cogeco.ca](mailto:woodji@cogeco.ca)**  
**2214 Melissa Crescent**  
**Burlington, ON L7P 4J7**  
**[www.lwquilting.com](http://www.lwquilting.com)**

*Sew What Else?*  
*Longarm Quilting Services*  
*Alison L. McDonald*

*905-385-2014*  
*[alison.mc.donald@sympatico.ca](mailto:alison.mc.donald@sympatico.ca)*  
*by appointment only*





**Winnspired**  
CUSTOM QUILTING

Debbie Winn  
148 Laurier Avenue  
Hamilton, ON L9C 3S6  
905-387-8688  
dkwinn@hotmail.com

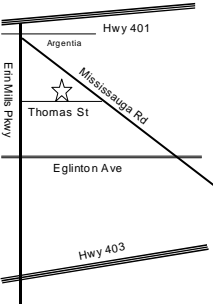
*Book now for Christmas! Will pick up and deliver.*



*Cherished pieces*

Fabrics to delight your senses and your wallet!  
Canada's largest Accuquilt "GO" Fabric Cutter Retailer  
– Dies & Cutters in stock – Dies at Par

Shop securely online or call Cynthia for a shopping appointment in Tillsonburg (519) 842-6933  
[www.cherishedpieces.com](http://www.cherishedpieces.com)



**Ruti's Needlebed**  
*Mississauga's*  
**Knitting and Quilting Store**

We have thousands of 100% cotton fabrics, a huge selection of quality yarn, sewing machines, patterns, books, clubs

10 Thomas Street  
Mississauga, Ont. L5M 1Y5  
Tel: (905) 821-9370  
Email: [ruti@interlog.com](mailto:ruti@interlog.com)  
<http://www.ruti.ca>

Open: Mon-Fri 10:00-5:30  
Wed 10:00-7:00  
Sat 10:00-5:00


**NEW FABRICS, NEW PATTERNS, NEW FRIENDS.**

FABRICS, QUILTING SUPPLIES, CLASSES AND MORE.

**the Quilter's Palette**

MON-SAT 10 - 5:30 • THURSDAY 10 - 7 • SUNDAY NOON-4  
FREE PARKING BEHIND THE STORE

4947 DUNDAS STREET WEST (BETWEEN ISLINGTON AND KIPLING)  
ETOBICOKE • 416-916-0398 • [WWW.QUILTERSpalette.ca](http://WWW.QUILTERSpalette.ca)



**Quilt Visions**

**MACHINE QUILTING**  
[www.quiltvisions.ca](http://www.quiltvisions.ca)

4400 Peter Drive  
Burlington, ON  
905-632-4763

Hermina Brooks



*The Quilter's Garden Patch*

Sewing the seeds of inspiration .....

77 Bronte Rd, Oakville, ON L6L 3B7 905-827-6488




**Perfect Pear Quilts**

Custom longarm machine quilting

**Shelley DeHay-Turner**

1367 Saddler Circle  
Oakville, Ontario  
L6M 2X6

905.847.7885  
By appointment



**Judy Lyons**  
AQS Certified,  
Canadian Quilt Appraiser  
Lecturer

(Antique, Vintage, Contemporary Quilts)  
By appointment  
905-639-2441 email: [judy.lyons@sympatico.ca](mailto:judy.lyons@sympatico.ca)



### “Winter in Red and White”

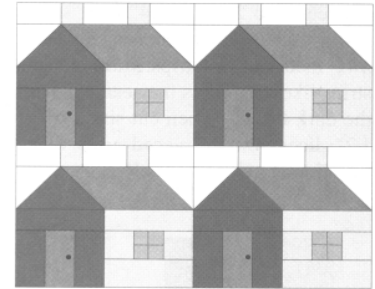
Wellington County Museum & Archives, Fergus, Ontario

**Exhibition:** November 14, 2009 – February 21, 2010

The colour red was treasured for its richness and was used in combination with white to enhance the quality of everyday household articles – signature and wedding quilts, clothing, toys and even tableware. Brought together in one exhibit space, the works create stunning visuals of deep warmth and elegance. Drawn from the collection of the Wellington County Museum & Archives, these examples from the past two centuries offer insights into the vibrancy of our Canadian heritage.

For more information on upcoming exhibits please check our website at [www.wcm.on.ca](http://www.wcm.on.ca) or phone 519-846-0916 ext. 232. Wellington County Museum & Archives, located between Fergus and Elora, is opened weekdays - 9:30 am to 4:30 pm and weekends & holidays - 12:00 pm to 4:00 pm.

## PettyQuilt Junction



**Machine Quilting &  
Custom Quilt Design**

**Robin Petty**

4008 Spruce Avenue  
Burlington, ON L7L 1J8  
robinquilts@cogeco.ca  
905-634-8722

## Knitals.ca

Sewing Machines 1564 Main Street West Hamilton

Since 1988

905 527 6794

Michele@knitals.ca

### Quilter's Guild Special

Deluxe Walking Foot Included \$199 value

When you purchase your new quilting machine from us we guarantee customer satisfaction with:

- Unlimited Machine Lessons
- Work Book Seminars
- Continuous Class Support
- 2 Year Labour Warranty
- On-premise technician with over 21 years experience

**\$2,199** Reg. \$2,999



Large Extension Table Included




A part of the Quilter's Dream Series, the Espire blends luxury with ease. It quilts with speed and precision at 1,000 stitches per minute and an Automatic Fabric Sensor System. You can even pivot your quilts without interrupting your stitching with an Advanced Pivoting Feature that drops the needle down while leaving the foot up. Easily browse through and edit the programmable 343 built-in stitches with the LCD Touch Screen and save new stitches you've created to your machine. There's even a USB port that connects to your PC to save stitches on your computer. See the machine that Eleanor Burns quilts on.

**baby lock** *espire*



## Block of the Month December 2009 – Christmas Friendship Star

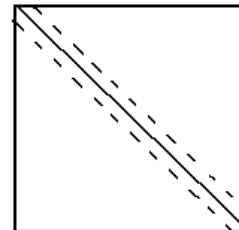


A very easy block, we will use red or green background, can be tone-on-tone or Christmas prints. For the star we will use cream or a light Christmas print. You can make a 6" or 12" block, or both, your choice.

	6" Block		12" Block	
From Background, cut:	4	2 1/2" x 2 1/2"	4	4 1/2" x 4 1/2"
	2	2 7/8" x 2 7/8"	2	4 7/8" x 4 7/8"
From Star fabric cut:	1	2 1/2" x 2 1/2"	1	4 1/2" x 4 1/2"
	2	2 7/8" x 2 7/8"	2	4 7/8" x 4 7/8"

### Construction

- Draw a diagonal line on reverse of light-coloured larger square.
- Place this square with the larger background square right sides together.
- Sew a scant 1/4" each side of pencil line.
- Cut apart on pencil line. Square to 4 1/2" or 2 1/2".
- Press seam to darker fabric.
- Lay out block.
- Sew into rows.
- Sew rows together.



### Any questions?

Contact Ruth Landon at 905-827-3088.

